




# **FARM IQ**

**Rural Supplies**  
**1300 405 100**





# FARM IQ

1300 405 100

**Rural Supplies**

## ABOUT US

---

### An Australian Owned Wholesale Business

Welcome to FarmIQ , where rural supplies meet exceptional service. As an Australian owned wholesale business nestled in the heart of South East Queensland, the Watson family takes pride in providing agricultural solutions to rural Australian communities.

Our speciality is in the field of livestock management equipment, including yard panels, cattle crushes, ramps, and gates. Our business operates on a direct-to-distributor model; we manage everything from manufacture to delivery at your location, ensuring a seamless purchase experience for you.

FarmIQ was created in response to local market demands for quality livestock equipment - a need we originally met through our sister company, All Temporary Fencing. We've taken strides since then, broadening our reach and product suite to help better manage Australia's livestock needs.

While our distribution network continues to grow rapidly across Australia, we hold dear to our traditional roots of good old-fashioned customer service. Our goal is to be your trusted partner in livestock management, paving the way for a prosperous farming future.







# FARM IQ

1300 405 100

Rural Supplies

## Cattle 3-34


|                |    |
|----------------|----|
| Crushes        | 3  |
| Head Bail      | 19 |
| Ramps          | 20 |
| Panels & Gates | 22 |
| Race Bow       | 24 |
| Double Gate    | 24 |
| Slide Gate     | 25 |
| Forcing Yards  | 26 |
| Yards          | 27 |

## Sheep 35-36

|                |    |
|----------------|----|
| Panels & Gates | 35 |
| Yards          | 36 |

## Hay Saver 37

## Dog Pen 39








# FARM IQ

**Rural Supplies**

**1300 405 100**

## DOUBLE SQUEEZE VET CRUSH






# FARM IQ

1300 405 100

Rural Supplies

## DOUBLE SQUEEZE VET CRUSH


| Length | Height | Inner Width | Width  | Weight |
|--------|--------|-------------|--------|--------|
| 3402mm | 2200mm | 720mm       | 1850mm | 705kg  |



## FEATURES

- Heavy duty headbail and rear headbail opener (Square tube)
- Double sided parallel squeeze
- Both-sides operated slide gate
- Fully sheeted bottom side door on all gates
- Reliable ratchet headbail locking mechanism
- Headbail locking system to keep cattle restrained
- Weigh bar mounting plates
- Chin up bar mounting points





# FARM IQ

1300 405 100

Rural Supplies

## DOUBLE SQUEEZE VET CRUSH

### Headbail



Closed



Open

### Slide Entry Gate




Closed



Open








# FARM IQ

1300 405 100

Rural Supplies

## DOUBLE SQUEEZE VET CRUSH







# FARM IQ


Rural Supplies

1300 405 100

## PIVOT SQUEEZE VET CRUSH








# FARM IQ

1300 405 100

Rural Supplies


## PIVOT SQUEEZE VET CRUSH

| Length | Height | Inner Width | Width  | Weight |
|--------|--------|-------------|--------|--------|
| 3152mm | 2200mm | 720mm       | 1850mm | 503kg  |



## FEATURES

- Heavy duty headbail
- Reliable ratchet headbail locking mechanism
- Rear vet gate
- Fully sheeted bottom side door on all gate
- Self-locking slam latch on all gates
- Headbail locking system to keep cattle restrained
- Weigh bar mounting plates
- Chin up bar mounting points



# FARM IQ

Rural Supplies

1300 405 100

## PIVOT SQUEEZE VET CRUSH

### Headbail



Closed



Open

### Slide Entry Gate



Closed



Open










# FARM IQ

1300 405 100

Rural Supplies

## PIVOT SQUEEZE VET CRUSH







# FARM IQ

Rural Supplies

1300 405 100

## STD VET CATTLE CRUSH







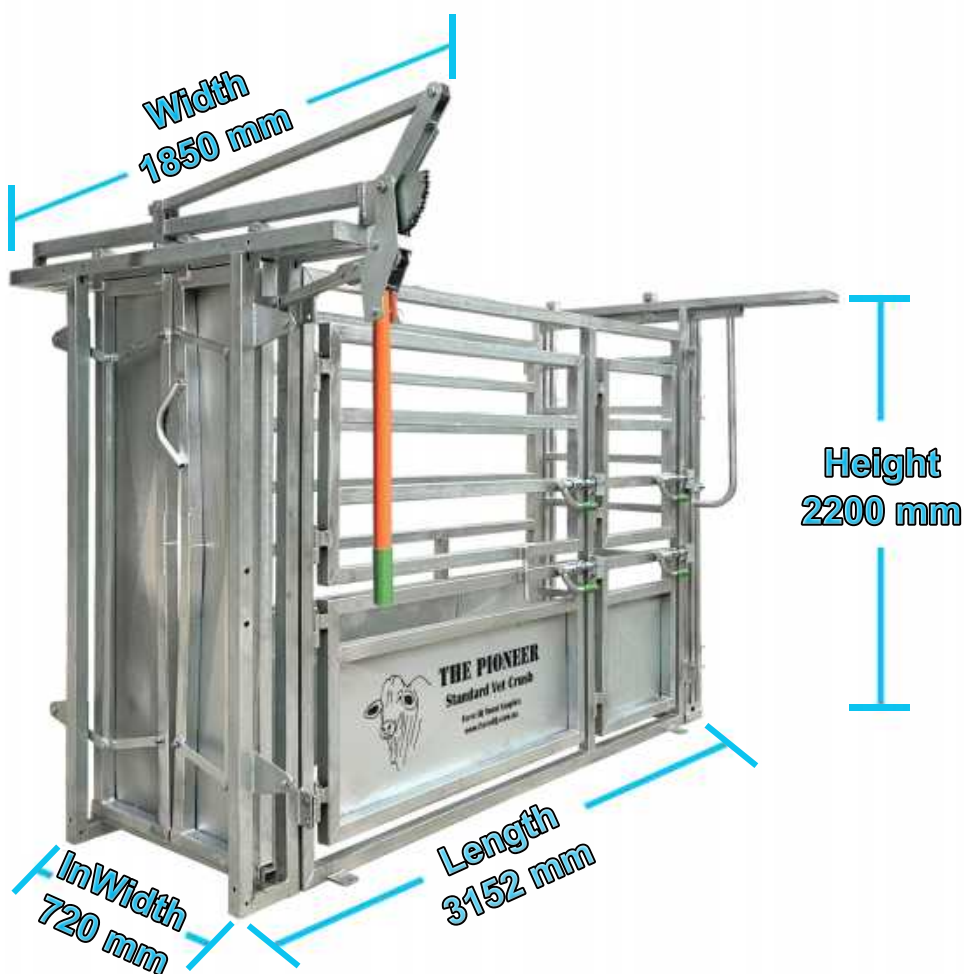
# FARM IQ

Rural Supplies

1300 405 100

## STD VET CATTLE CRUSH

| Length | Height | Inner Width | Width  | Weight |
|--------|--------|-------------|--------|--------|
| 3152mm | 2200mm | 720mm       | 1850mm | 478kg  |



## FEATURES

- Heavy duty headbail
- Reliable ratchet headbail locking mechanism
- Rear vet gate
- Fully sheeted bottom side door on all gate
- Self-locking slam latch on all gates
- Headbail locking system to keep cattle restrained
- Weigh bar mounting plates
- Chin up bar mounting points



# FARM IQ

1300 405 100

Rural Supplies

## STD VET CATTLE CRUSH

### Headbail



Closed



Open

### Slide Entry Gate




Closed



Open










# FARM IQ

Rural Supplies

1300 405 100

## STD VET CATTLE CRUSH







# **FARM IQ**

**Rural Supplies**

**1300 405 100**

## **SHORT CATTLE CRUSH**








# FARM IQ

1300 405 100

Rural Supplies

## SHORT CATTLE CRUSH

| Length | Height | Inner Width | Width  | Weight |
|--------|--------|-------------|--------|--------|
| 2539mm | 2200mm | 720mm       | 1850mm | 478kg  |



## FEATURES

- Heavy duty headbail
- Reliable ratchet headbail locking mechanism
- Short and easy side gate
- Fully sheeted bottom side door on all gate
- Headbail locking system to keep cattle restrained
- Weigh bar mounting plates
- Chin up bar mounting points



# FARM IQ

Rural Supplies

1300 405 100

## SHORT CATTLE CRUSH

### Headbail



Closed



Open

### Slide Entry Gate



Closed



Open












# FARM IQ

Rural Supplies

1300 405 100

## SHORT CATTLE CRUSH





# FARM IQ

1300 405 100

Rural Supplies

## Head Bail


|           | Depth | Height | Width  | Weight |
|-----------|-------|--------|--------|--------|
| Head Bale | 250mm | 2200mm | 1850mm | 120kg  |



- Ideal for use with two panels and a sliding gate to create a budget crush
- Easy to operate ratchet system
- Head bail is 720mm inside and 820mm outside







# FARM IQ

## 1300 405 100

Rural Supplies


### CATTLE LOADING RAMP

| Length | Height | Inner Width | Width  | Weight |
|--------|--------|-------------|--------|--------|
| 2870mm | 3244mm | 720mm       | 1630mm | 340kg  |



### FEATURES

- HDG 3mm checker plate with steel struts / wood floor for better grip
- Overhead bracing, for additional strength
- Full portable loading solution
- Simple to erect in minutes
- Sheeted galvanized sides for added strength, noise reduction, stock and operator safety
- 6 shifts to elevate the floors



# FARM IQ

1300 405 100

Rural Supplies

## CATTLE LOADING RAMP



Side



Front



Side



Front







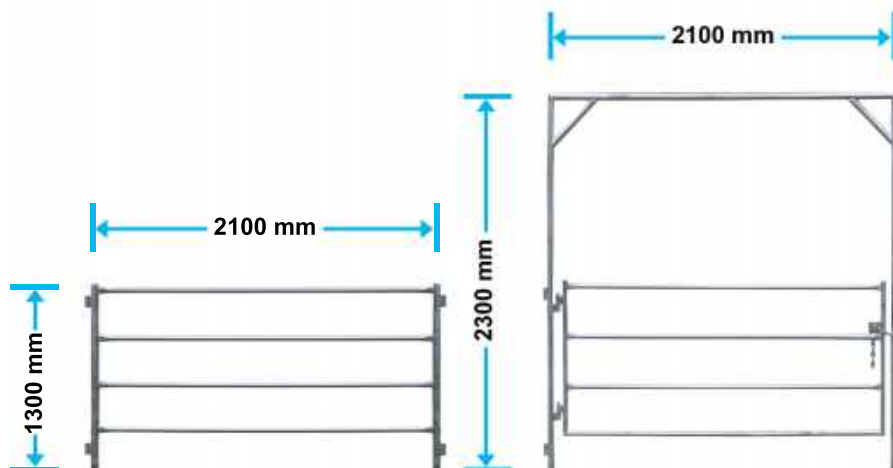
# FARM IQ

1300 405 100

Rural Supplies

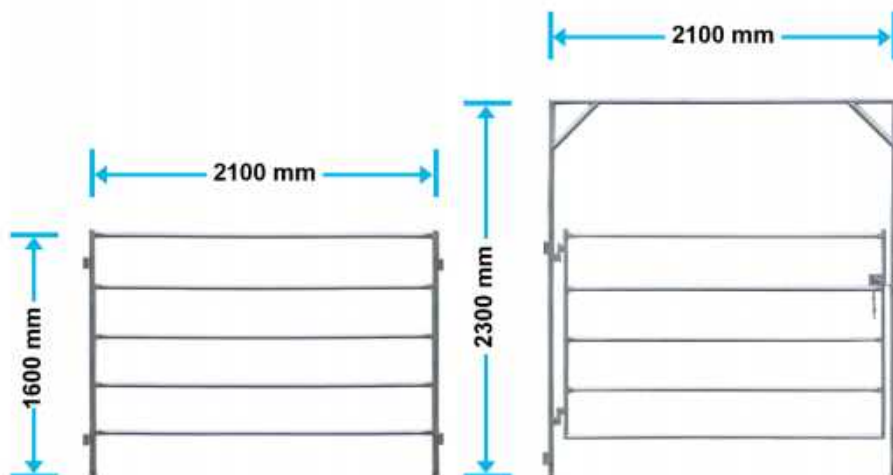
## 30 Series 4 rail Panels & Gate

- Std or Heavy Galvanised
- 4 Rail
- 2100 Long x 1300 High
- 2 Pins supplied with each panel
- Discount on bulk orders



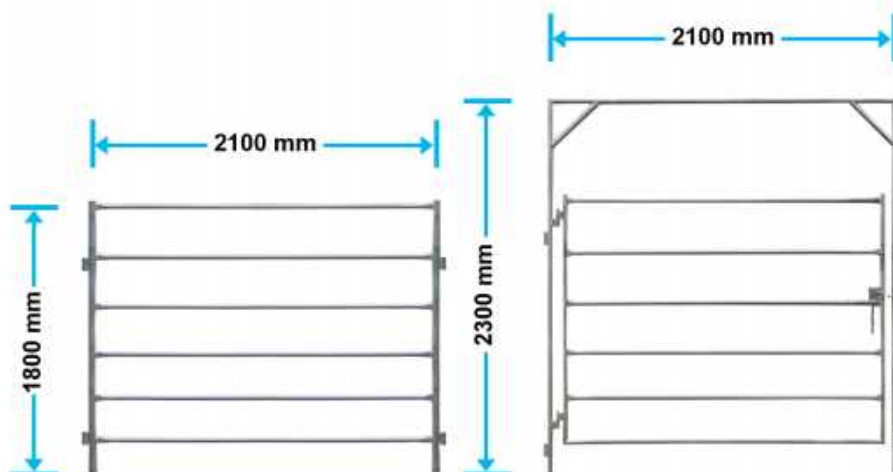
## 30 Series 5 rail Panels & Gate

- Std or Heavy Galvanised
- 5 Rail
- 2100 Long x 1600 High
- 2 Pins supplied with each panel
- Discount on bulk orders



## 30 Series 6 rail Panels & Gate

- Std or Heavy Galvanised
- 6 Rail
- 2100 Long x 1800 High
- 2 Pins supplied with each panel
- Discount on bulk orders





# FARM IQ

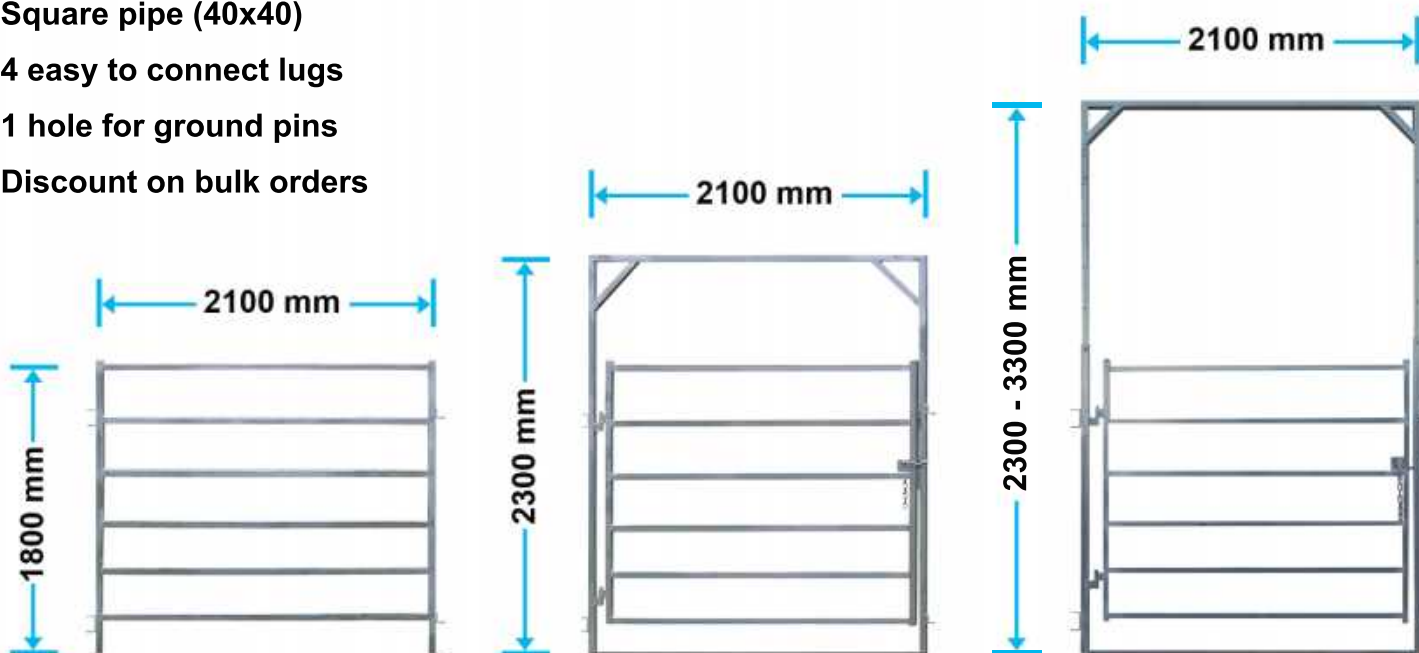
## Rural Supplies

### 1300 405 100

#### 40 Series Square 40 x 40 RHS Panels & Gates

- Std or Heavy Galvanised
- 6 Rail
- 2100 Long x 1800 High
- Square pipe (40x40)
- 4 easy to connect lugs
- 1 hole for ground pins
- Discount on bulk orders

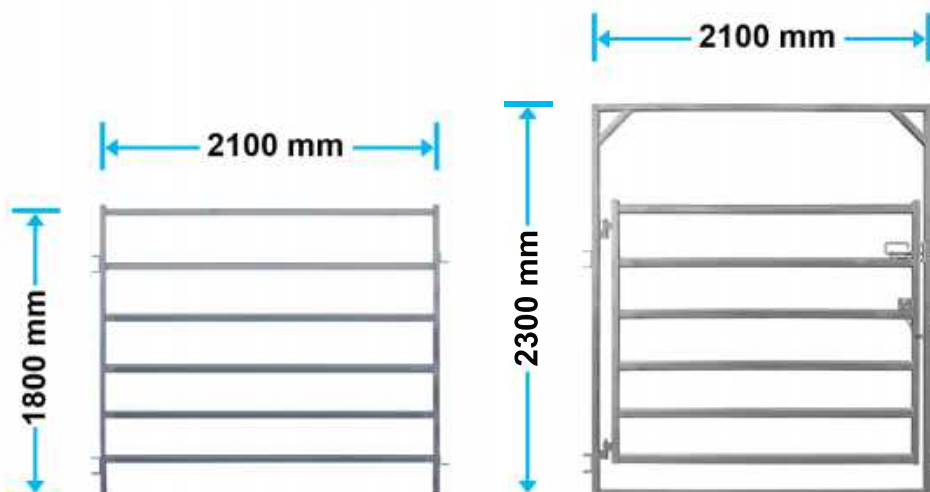
|          | Horizontal | Uprights | Rails | Height      | Width |
|----------|------------|----------|-------|-------------|-------|
| Panel    | 40x40      | 40x40    | 6     | 1800        | 2100  |
| Gate     | 40x40      | 40x40    | 6     | 2300        | 2100  |
| Adj Gate | 40x40      | 40x40    | 6     | 2300 - 3300 | 2100  |



#### 40 Series Oval 30 x 60 Pipe Panels & Gates

- Galvanised Steel
- 6 Rail
- 2100 Long x 1800 High
- Oval pipe (30x60)
- 4 easy to connect lugs
- 1 hole for ground pins

|       | Horizontal | Uprights | Rails | Height | Width |
|-------|------------|----------|-------|--------|-------|
| Panel | 30x60      | 40x40    | 6     | 1800   | 2100  |
| Gate  | 30x60      | 40x40    | 6     | 2300   | 2100  |



Panels can be ordered in Std Gal or HDG before or after welding



## Slide Gate


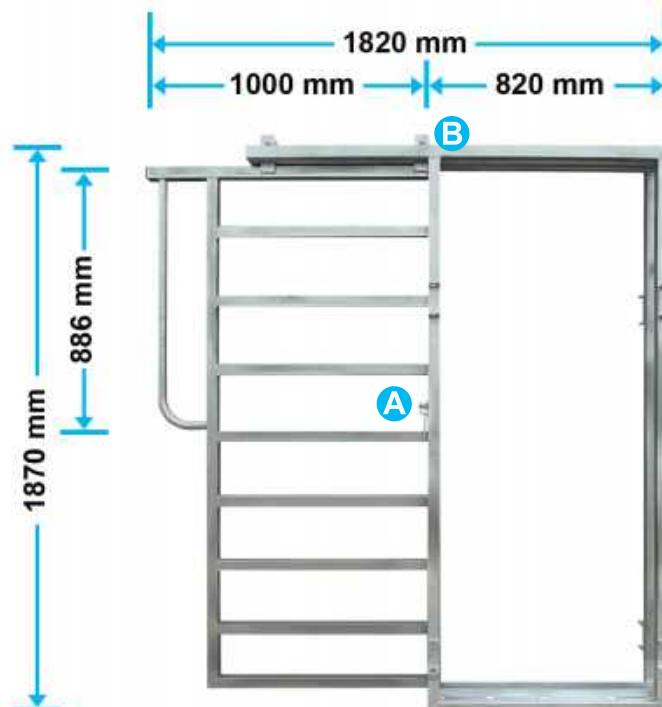
- Std or HD Galvanising
- Ideal for use in a Cattle race

|                    | Horizontal | Uprights | Height | Width |
|--------------------|------------|----------|--------|-------|
| Slide Gate (close) | 40x40      | 40x40    | 1870   | 1440  |
| Slide Gate (open)  | 40x40      | 40x40    | 1870   | 1820  |




## Lock

**The Slide gate has a manual lock to prevent the gate opening**



## Roller

**The roller is made from nylon allowing the gate to be easily opened with minimal noise**

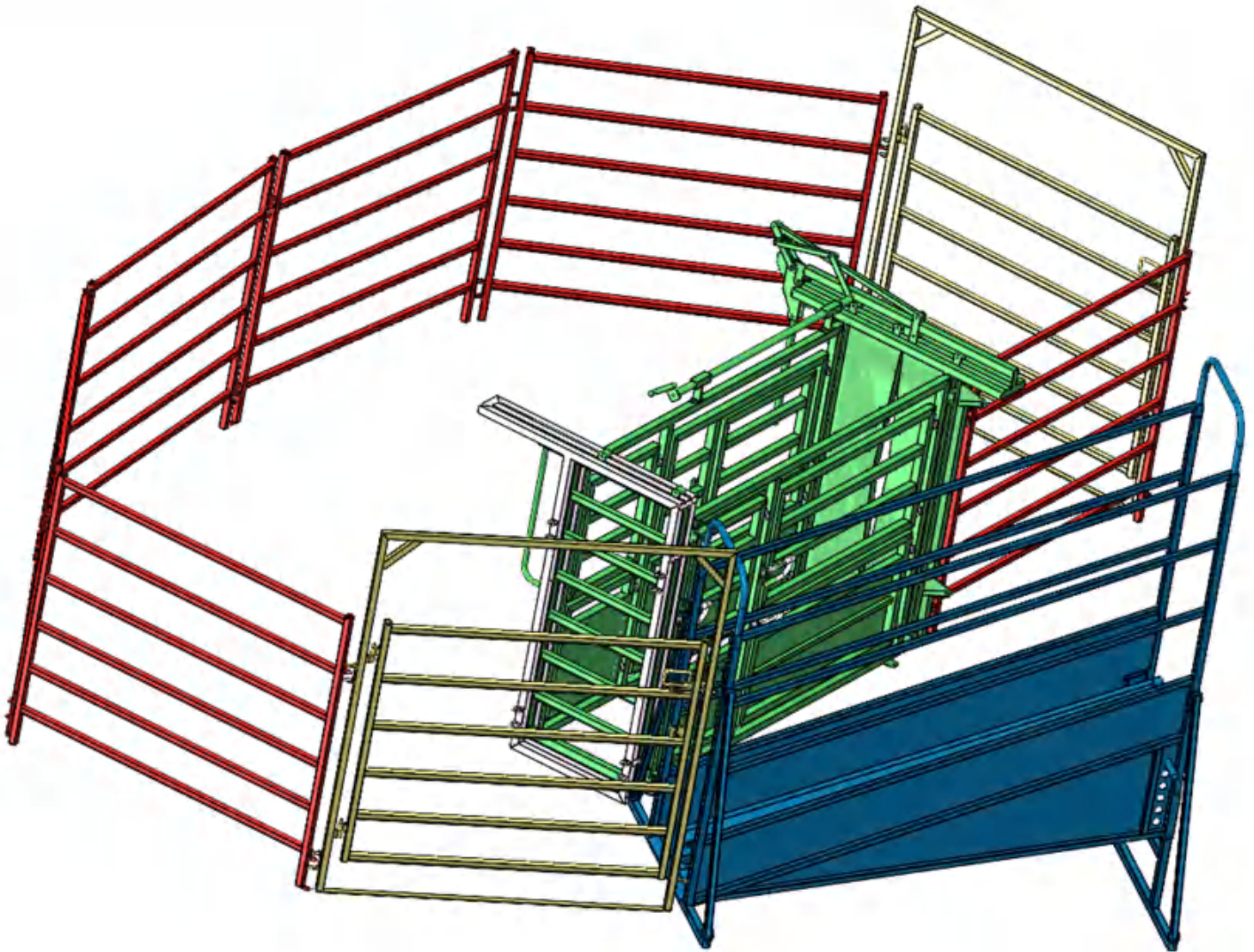


# FARM IQ

1300 405 100

Rural Supplies

15 Head Cattle Yard System 30 m<sup>2</sup>




## Total Items

— Cattle Gate x 2  
— Cattle Panel x 6

— Cattle Loading Ramp x 1  
— Cattle Crush x 1





# FARM IQ

1300 405 100

Rural Supplies

20 Head Cattle Yard System 45 m<sup>2</sup>



## Total Items


— Cattle Gate x 3

— Cattle Panel x 10

— Sliding Gate x 1

— Cattle Loading Ramp x 1

— Cattle Crush x 1




# FARM IQ

1300 405 100

Rural Supplies


25 Head Cattle Yard System 50 m<sup>2</sup>



## Total Items

- |  |                   |   |                         |
|--|-------------------|---|-------------------------|
|  | Cattle Gate x 2   |  | Cattle Loading Ramp x 1 |
|  | Cattle Panel x 16 |  | Cattle Crush x 1        |
|  | Sliding Gate x 1  |  | Forcing Yard x 1        |
|  | Race Bow x 2      |   |                         |





# FARM IQ


Rural Supplies


1300 405 100

55 Head Cattle Yard System 110 m<sup>2</sup>



## Total Items

- |  |                   |   |                         |
|--|-------------------|---|-------------------------|
|  | Cattle Gate x 4   |  | Cattle Loading Ramp x 1 |
|  | Cattle Panel x 20 |  | Cattle Crush x 1        |
|  | Sliding Gate x 2  |   |                         |
|  | Race Bow x 1      |   |                         |



# FARM IQ

Rural Supplies

1300 405 100

60 Head Cattle Yard System 120 m<sup>2</sup>



## Total Items

— Cattle Gate x 6

— Cattle Panel x 27


— Sliding Gate x 2

— Race Bow x 1

— Cattle Loading Ramp x 1

— Cattle Crush x 1






# FARM IQ

Rural Supplies

1300 405 100

**70 Head Cattle Yard System 140 m<sup>2</sup>**



## Total Items

 Cattle Gate x 5


 Cattle Panel x 25

 Sliding Gate x 1

 Race Bow x 2

 Cattle Loading Ramp x 1

 Cattle Crush x 1




# FARM IQ

1300 405 100

Rural Supplies


125 Head Cattle Yard System 255 m<sup>2</sup>



## Total Items

- |  |                   |   |                         |
|--|-------------------|---|-------------------------|
|  | Cattle Gate x 4   |  | Cattle Loading Ramp x 1 |
|  | Cattle Panel x 34 |  | Cattle Crush x 1        |
|  | Sliding Gate x 3  |  | Single Man Gate x 1     |
|  | Race Bow x 2      |   |                         |






# FARM IQ

Rural Supplies

1300 405 100

## 250 Head Cattle Yard System 500 m<sup>2</sup>



### Total Items

- |  |                   |   |                         |
|--|-------------------|---|-------------------------|
|  | Cattle Gate x 12  |  | Cattle Loading Ramp x 1 |
|  | Cattle Panel x 62 |  | Cattle Crush x 1        |
|  | Sliding Gate x 2  |  | Single Man Gate x 1     |
|  | Race Bow x 2      |   |                         |



# FARM IQ


## Rural Supplies

1300 405 100

### Sheep Panel

|       | Horizontal | Uprights | Rails | Height | Width |
|-------|------------|----------|-------|--------|-------|
| Panel | 25x25      | 32x32    | 6     | 1200   | 2400  |

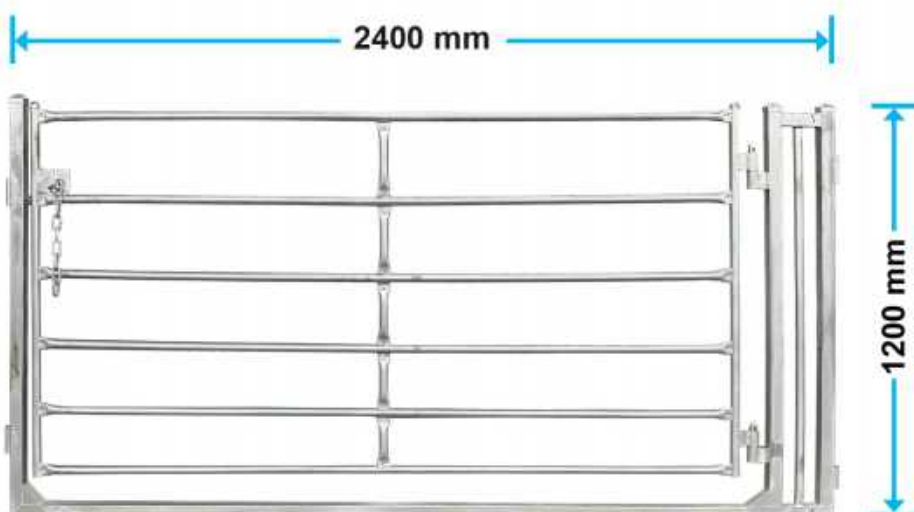
- Galvanised Steel
- 6 Rail
- 2400 Long x 1200 High
- Round pipe (25x25)
- Light Weight
- Ideal for portable yards




### Sheep Gate

|      | Horizontal | Uprights | Rails | Height | Width |
|------|------------|----------|-------|--------|-------|
| Gate | 25x25      | 40x40    | 6     | 1200   | 2400  |

- Galvanised Steel
- 6 Rail
- 2400 Long x 1200 High
- Round pipe (25x25)
- Square pipe bracket provided
- Chain lock system provided





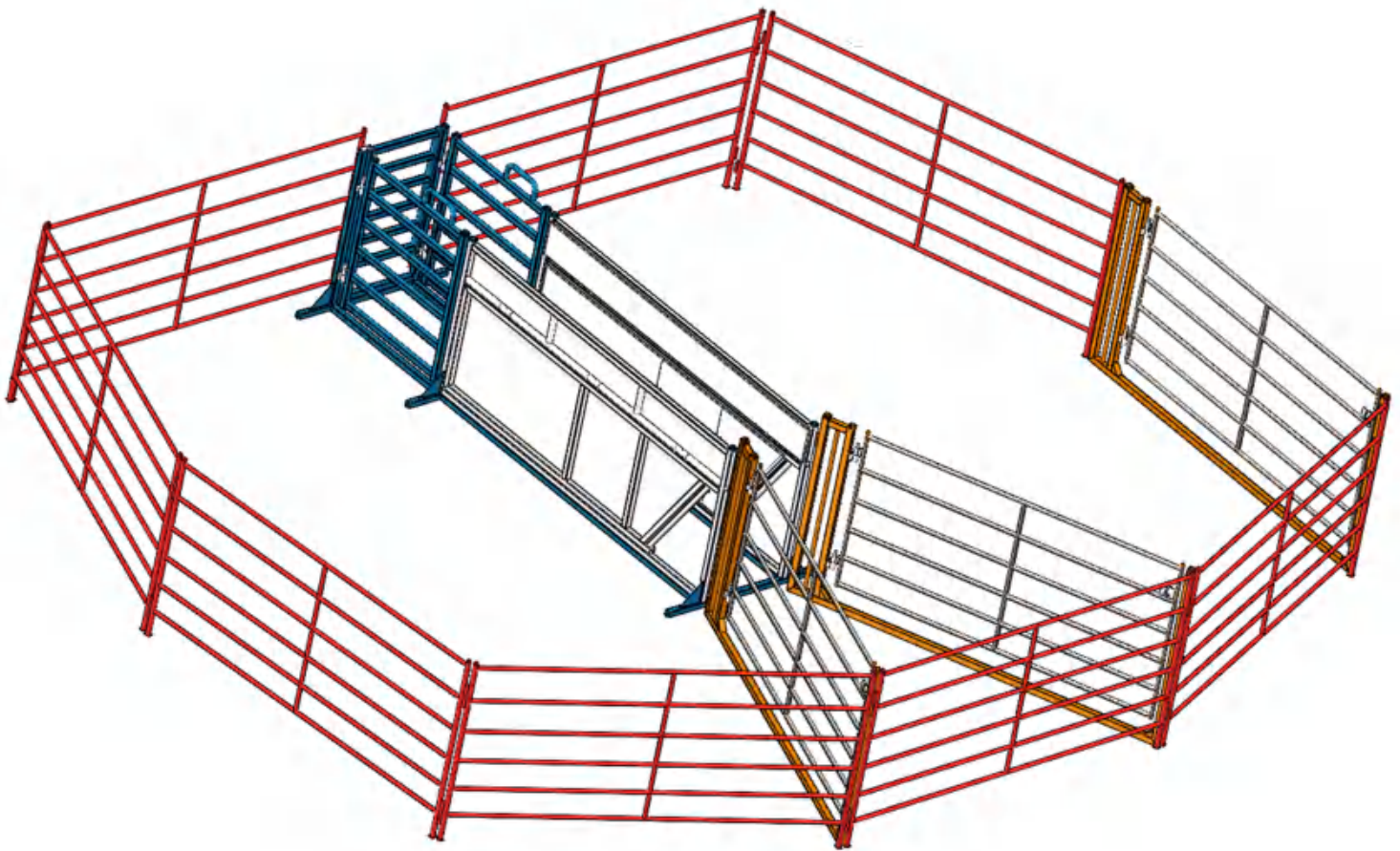


# FARM IQ

1300 405 100

Rural Supplies

40 Head Sheep Yard System 40 m<sup>2</sup>




## Total Items

— Sheep Gate x 3

— V-Race With Draft Box x 1


— Sheep Panel x 8



## Round Bale Hay saver with Tray

- Flat Packed
- Manufactured from hot dipped galvanised pipe
- Holds large rectangle bales
- Keep bales raised off the ground


|           | Length | Height | Width  | Weight |
|-----------|--------|--------|--------|--------|
| Hay Saver | 2200mm | 1578mm | 1500mm | 165kg  |




## Mesh Hay Saver with Tray

- Flat Packed
- Manufactured from hot dipped galvanised pipe
- Holds large rectangle bales
- Keep bales raised off the ground
- Height adjustable

|           | Length | Height        | Width  | Weight |
|-----------|--------|---------------|--------|--------|
| Hay Saver | 2200mm | 1583 - 1671mm | 1220mm | 120kg  |







# FARM IQ

1300 405 100

Rural Supplies

## Adjustable Hay Saver with Tray

- Manufactured from hot dipped galvanised pipe
- Holds rectangle bales
- Keep bales raised off the ground
- Height adjustable

|           | Length | Height        | Width  | Weight |
|-----------|--------|---------------|--------|--------|
| Hay Saver | 1130mm | 1240 - 1630mm | 1125mm | 75kg   |

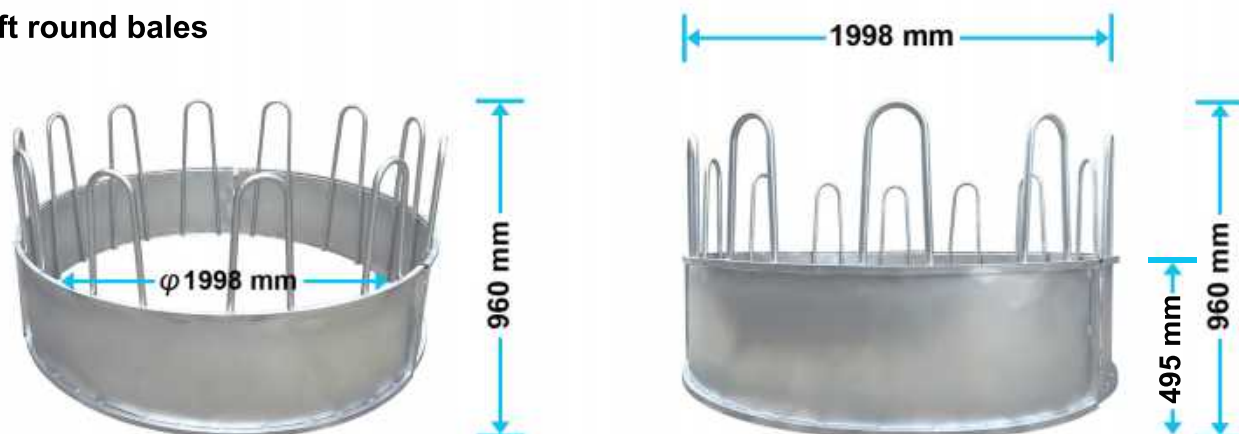



## 3 Piece Hay Saver

- Manufactured from hot dipped galvanised pipe
- 3 Piece construction makes it easy to relocate
- Connect it with long pins
- Holds 4 - 6 ft round bales

|           | Length | Height | Width  | Weight |
|-----------|--------|--------|--------|--------|
| Hay Saver | 1998mm | 960mm  | 1998mm | 83kg   |

Gate





# FARM IQ

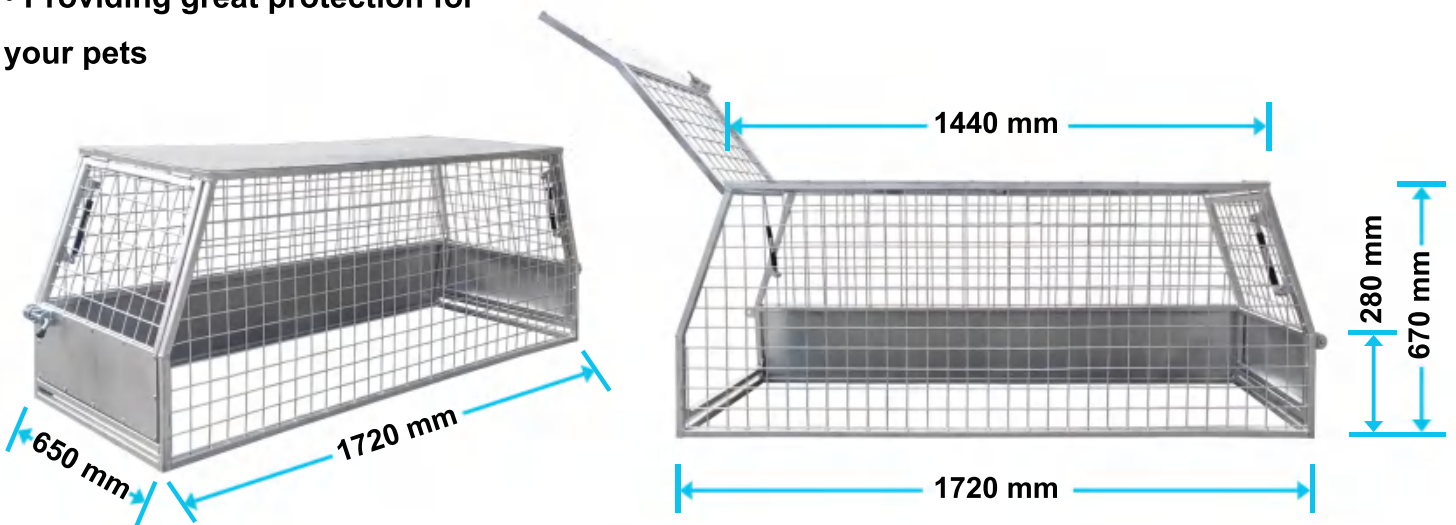
1300 405 100

Rural Supplies

## Dog Box 670mm without roof

- Hot dipped galvanised
- Sturdy construction and design
- Keep bales raised off the ground
- Providing great protection for your pets

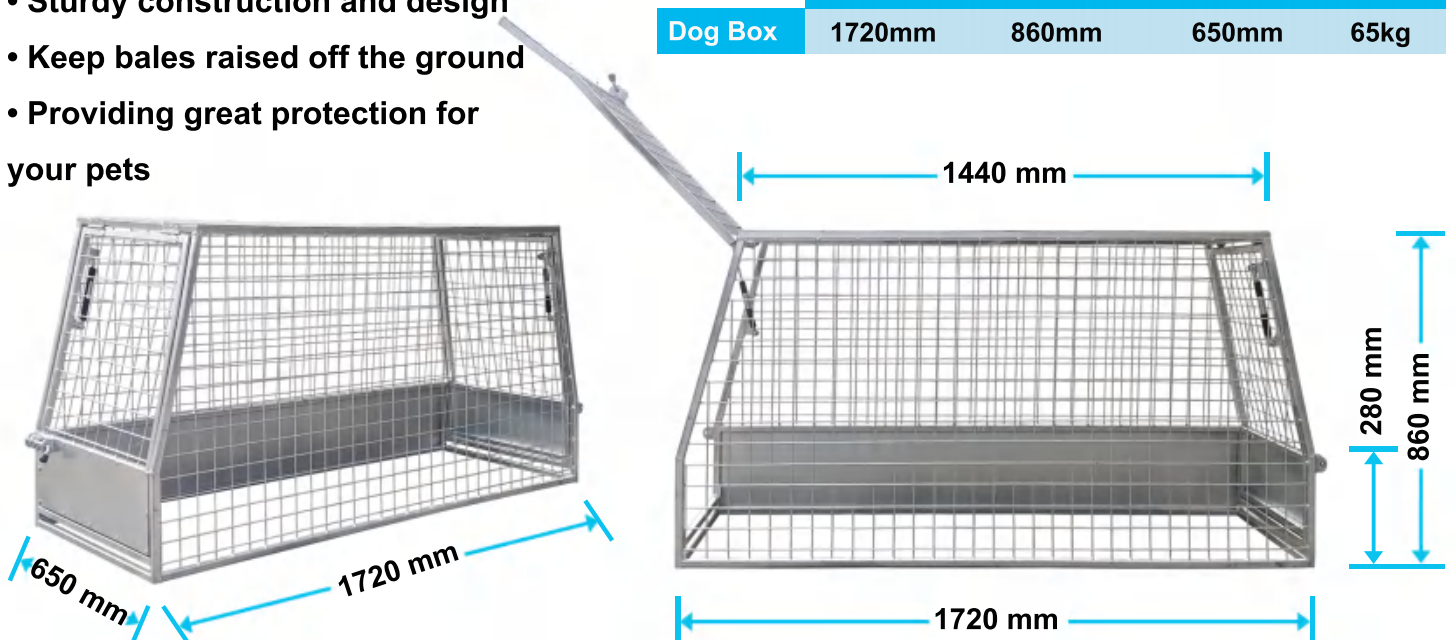
|         | Length | Height | Width | Weight |
|---------|--------|--------|-------|--------|
| Dog Box | 1720mm | 670mm  | 650mm | 50kg   |




## Dog Box 860mm without roof

- Hot dipped galvanised
- Sturdy construction and design
- Keep bales raised off the ground
- Providing great protection for your pets

|         | Length | Height | Width | Weight |
|---------|--------|--------|-------|--------|
| Dog Box | 1720mm | 860mm  | 650mm | 65kg   |







# FARM IQ


1300 405 100

Rural Supplies

## Dog Box 795mm with roof

- Hot dipped galvanised
- Sturdy construction and design
- Keep bales raised off the ground
- Providing great protection for your pets


|         | Length | Height | Width | Weight |
|---------|--------|--------|-------|--------|
| Dog Box | 1720mm | 795mm  | 650mm | 55kg   |



## Dog Box 985mm with roof

- Hot dipped galvanised
- Sturdy construction and design
- Keep bales raised off the ground
- Providing great protection for your pets

|         | Length | Height | Width | Weight |
|---------|--------|--------|-------|--------|
| Dog Box | 1720mm | 985mm  | 650mm | 70kg   |



# FARM IQ

**Rural Supplies**

## Contact & Sales

**Tell: 1300 405 100**

**Mail: [sales@farmiq.com.au](mailto:sales@farmiq.com.au)**

**[info@farmiq.com.au](mailto:info@farmiq.com.au)**

**Web: [www.farmiq.com.au](http://www.farmiq.com.au)**

